

# Strata Painted

AVANT GARDE

Price **Module 4**

**Frontal:** Solid wood frame and MDF centre panel. Smooth painted surface.

**Standard Drawer:** 500mm Silver powder coated drawer sides with full extension runners and Mfc base/back.

Price	Door Colour/Ref	Carcase Options-Mfc	Suggested Plinth Style (Charged separately)	Handle Options	Handle Centre	Handle Alignment On Hinged Door	Jig Ref.
4	Primed (84) for on site painting	Maple (35)	Primed (84)	205 Square Pewter Knob	16	V (centred)	AAE
4	Std Colour Painted (97)	Maple (35)	Std Colour Painted (56)	300 S/Steel Effect Bar	128	H (centred)	DCC
4	Bspk. Colour Painted** (98)	Maple (35)	Bspk. Colour Painted** (22)	403 Arched D	128	H (centred)	DCC
				408 Engraved D	128	H (centred)	DCC
				453 Wedged Arch D	128	H (centred)	DCC
				471 Allen Key D	128	H (centred)	DCC

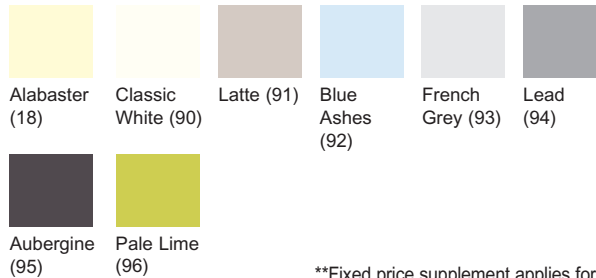
## Carcase Option

A. We strongly recommend that exposed end panels are specified as integral veneer style or smooth painted/primed to match. These should be specified as an extra charge (Refer Section 7).



Primed (white) for painting.

## Strata Standard Colour Range (97)



## Strata Bespoke (98)



Bespoke Colour (98)

\*\*Fixed price supplement applies for bespoke colour painted upgrade per order. Model code PNT14X. Please note sufficient paint is ordered to fulfil the order received. It may not be possible to fulfil additional separate order from original paint batch. As a consequence of this & special set-up required in finishing plant, a further price supplement may apply.



Glass Door. All colours. Estrada Glass.

## Suggested Handle Choice

**Important** – The following handle choices do not fit onto drawer front widths 300mm or below – 203 Stainless Steel D, 228 Arrow Bow, 234 Cup Pull, 433 Convex D, 435 Tab Pull, 320 Twisted Cloverleaf D, 472 Splayed D, 478 Flat Pewter Grip (max. internal available size = 185mm).



Square Pewter Knob. 205



S/Steel Effect Bar. 300



Arched D. 403



Engraved D. 408



Wedged Arch D. 453

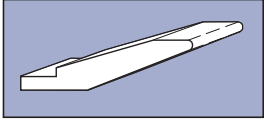


Allen Key D. 471

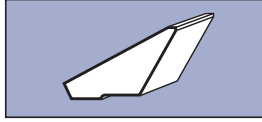
**Planning Note:** Due to central handle position on all doors and drawers, please ensure that adequate planning space is allowed at the end runs to permit hinge opening to 100° minimum. Premium Handles are available (see Section 0.40 and Section 8) and should be specified on order (extra charges apply per handle). Alternative standard handles are available. Please refer to Range/Standard handle availability chart (see Section 0.41 and Section 8).

**Cornice**

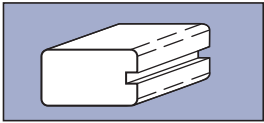
Model/Description	Colour (Ref.)
MLD115 Solid Cornice	Primed (84), Painted (97) Bespoke Painted (98)
MLD105 Cornice	Primed (84), Painted (97) Bespoke Painted (98)
*Alternative styles available (refer Section 6)	



MLD 090



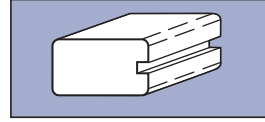
MLD 115



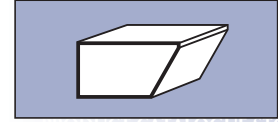
MLD 105

**Pelmet Trim**

Model/Description	Colour (Ref.)
MLD105 Trim	Primed (84), Painted (97), Bespoke Painted (98)
MLD116 Solid Pelmet	Primed (84), Painted (97), Bespoke Painted (98)
*Alternative styles available (refer Section 6)	



MLD 105



MLD 116