

Mode

AVANT GARDE

Price **Module 2**

Frontal: 19mm thickness oak veneer. (Painted/stained horizontal grain visible).

Standard Drawer: 500mm Silver powder coated drawer sides with full extension runners and Mfc base/back.

Price	Door Colour/Ref	Carcase Options-Mfc	Suggested Plinth Style (Charged separately)	Handle Options	Handle Centre	Handle Alignment On Hinged Door	Jig Ref.
2	Painted/Stained Oak (52)						
	Sage Oak Painted (89)	Light Oak (4)	Sage Oak (89)	205 Square Pewter Knob	16	V	AGA
	Pale Blue Oak Painted (88)	Light Oak (4)	Pale Blue Oak (88)	217 Solid Square Pull	16	V	AGA
	Cotton white Oak Painted (87)	Light Oak (4)	Cotton white Oak (87)	228 Arrow Bow	160	V	DGD
	Mussel Oak Painted (85)	Light Oak (4)	Mussel Oak (85)	230 Offset Scoop Pull	96	V	DGD
	Lava Oak Painted (86)	Light Oak (4)	Lava Oak (86)	234 Cup Pull	64	V	AIA
	Anthracite Oak Stained* (80)	Light Oak (4)	Anthracite Oak* (80)	408 Engraved D	128	V	DGD


Carcase Option

- A. We strongly recommend that exposed end panels are specified as integral veneer style. These should be specified as an extra charge (refer section 7).
- B. If alternative carcass colour is required, this must be clearly stated on the order and apply to complete kitchens only. Options are - Alabaster, White, Light Oak, Maple, Milano Cherry, Planked Walnut Mfc.

NEW



Painted/Stained Oak (52)



*Anthracite Oak is a stained finish, it will feature more colour variation and grain characteristics between individual panels.

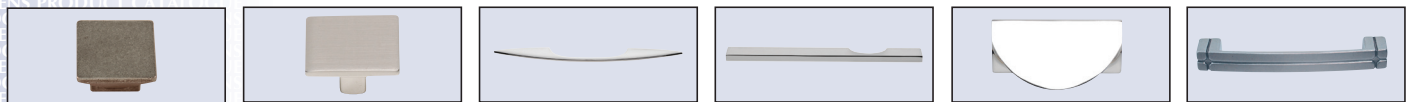
NEW



Glass Door.
Aluminium frame. Satin optifloat glass. Integral handle fitted to the bottom edge of the door.

Sage Oak (89).

Suggested Handle Choice

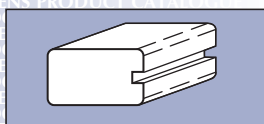


Square Pewter Knob. 205 Solid Square Pull. 217 Arrow Bow. 228 Offset Scoop. 230 Cup Pull. 234 Engraved D. 408

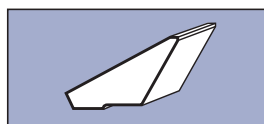
Premium Handles are available (see Section 0.40 and Section 8) and should be specified on order (extra charges apply per handle). Alternative standard handles are available. Please refer to Range/Standard handle availability chart (see Section 0.41 and Section 8).

Cornice

Model/Description	Colour (Ref.)
MLD105 Veneer Section	All colours
MLD115 Solid Cornice	All colours
*Alternative styles available (refer Section 6)	



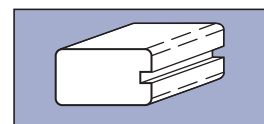
MLD 105



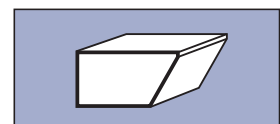
MLD 115

Pelmet Trim

Model/Description	Colour (Ref.)
MLD105 Veneer Section	All colours
MLD116 Solid Pelmet	All colours
*Alternative styles available (refer Section 6)	



MLD 105



MLD 116