

# Edwardian

AVANT GARDE

Price **Module 3**

**Frontal:** MDF Primed/Painted PU paint system. Smooth painted finish.

**Standard Drawer:** 500mm Silver powder coated drawer sides with full extension runners and Mfc base/back.

Price	Door Colour/Ref	Carcase Options-Mfc	Suggested Plinth Style (Charged separately)	Handle Options	Handle Centre	Handle Alignment On Hinged Door	Jig Ref.
3	Primed (84)	Maple (35)	Primed (84)	205 Square Pewt Knob	16	V	AIC
	For on-site painting.			216 Outline Square Pull	64	H	DLD
	Edwardian standard colour range (97)	Maple (35)	Ed. Std Col. (97)	227 Pewter Black Grip	128	V	DID
	Edwardian bespoke colours** (98)	Maple (35)	Ed. Bspk. Col. (98)	234 Cup Pull	64	V	AIA
				408 Engraved D	128	V	DID
				457 Rose Bud Pull	-	-	DID


## Carcase Option

- A. If alternative carcass colour is required, this must be clearly stated on the order and apply to complete kitchens only. Options are - Alabaster, White, Light Oak, Maple, Silver, Milano Cherry Planked Walnut Mfc.
- B. Primed/Std Colour/Bespoke colour integral end panels may be specified at extra charge. T&G option also available (See section 7).



Blue Ashes (92).

## Edwardian Standard Colour Range (97)



## Edwardian Bespoke (98)



Bespoke Colour (98)

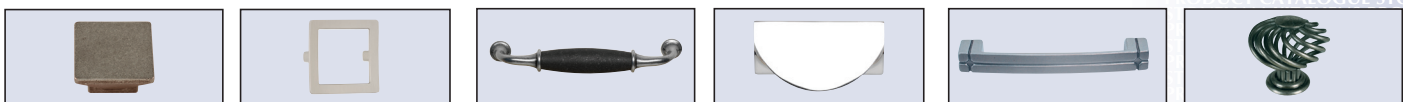
\*\*Fixed price supplement applies per order for bespoke colour painted upgrade. Model code PNT14X. Please note sufficient paint is ordered to fulfil the order received. It may not be possible to fulfil additional separate order from original paint batch. As a consequence of this & special set-up required in finishing plant, a further price supplement may apply.

NB: Sprayed sample of bespoke colour is sent for approval before production commences.



Glass Door.  
Blue Ashes (92). Clear Glass.

## Suggested Handle Choice



Square Pewter Knob. 205

Outline Square Pull. 216  
(central door position)

Pewter Black Grip. 227

Cup Pull. 234

Engraved D. 408

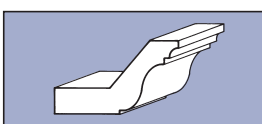
Rose Bud Pull. 457

Premium Handles are available (see Section 0.40 and Section 8) and should be specified on order (extra charges apply per handle). Alternative standard handles are available. Please refer to Range/Standard handle availability chart (see Section 0.41 and Section 8).

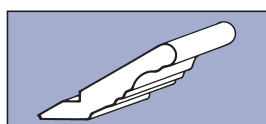
## Cornice

Model/Description	Colour (Ref.)
MLD011 Cornice	Edwardian Primed (84)
	Edwardian Std. Colour Range (97)
	Edwardian Bespoke (98)
MLD025 Cornice/Edwardian Panel	Edwardian Primed (84)
	Edwardian Std. Colour Range (97)
	Edwardian Bespoke (98)

\*Alternative styles available (refer Section 6)



MLD 011

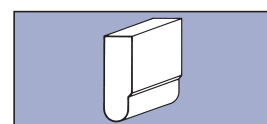


MLD 025

## Pelmet Trim

Model/Description	Colour (Ref.)
MLD042 Pelmet Trim	Edwardian Primed (84)
	Edwardian Std. Colour Range (97)
	Edwardian Bespoke (98)

\*Alternative styles available (refer Section 6)



MLD 042